

TABLE TOP SCALE WXS




Features

- Stainless steel housing <
- Big s.s pan 315 x 250mm <
- Big LCD display with backlit <
- Rechargeable 6V battery <
- 320hrs operating time (no backlight)
- High accuracy of 1/30,000 <
- approved model till 1/3,000 only
- Aluminum load cell supporter <
- Single or dual range setup <
- Seven operating keys <
- Checkweigh function <
- Counting function <
- Full capacity tare <
- Accumulation function <
- Accumulation recall <
- Gravity value set <
- Hold function <
- Auto power off <
- RS232 optional <
- Bluetooth optional <
- WiFi optional <

TechnicalData

Power 100-240V - 12V1A adaptor Rechargeable Battery: 6V4Ah Estimated working time: 320hrs - no backlit 120hrs - backlit Charge Time: 3hrs	Display LCD (30mm)	Operating Temperature -10°C - 40°C
Pan Dimensions 315 x 250mm	Units Kg lb g oz	Storage Temperature -25°C - 55°C
Capacity 3 6 15 30kg	Sampling Speed 15 times/second (7.5 30 for selection)	Relative Humidity ≤80% non-condensing
Display Resolution 1/3,000 1/30,000	Non-linearity ≤0.01%F.S.	Approval CE EC Type (pending)
Net Weight 6kg	Power Consumption 12mA - no backlit 36mA - with backlit 48mA - with backlit RS232	RS232 Optional




Models

Part No.	100842	100843	100844	100845	100846	100847	100848	100849
Models	WXS3	WXS6	WXS15	WXS30	WXS3M	WXS6M	WXS15M	WXS30M
Capacity	3kg	6kg	15kg	30kg	3kg	6kg	15kg	30kg
Division	0.1g	0.2g	0.5g	1g	1g	2g	5g	10g
Pack Size	78 x 45 x 35cm (4pcs)							

Moorange
Precision Tour Weighing


Moorange
Precision Tour Weighing

Aviation Aluminum Alloy
6061-T6 Heavy duty aluminum alloy platform
Big capacity up to 3200Kg/set - RS1473




IP65-IP67 Protection
RS1473 with alloy steel IP67 load cell
RS1472 with aluminum IP65 load cell

50:50 Driving
Target weight calculation for each wheel



Dimensions



RS1472

Specifications

POWER
100-240V (50-60Hz) adaptor
Rechargeable battery 6V10Ah
Estimated working: 40hrs

PLATFORM SIZE
380 x 380 x 70mm

CAPACITY
RS1473 - 3200kg
RS1472 - 2400kg

ACCURACY
1kg

FINISH
RS1473 - coated
RS1472 - nature
*optional oxidation processed

UNITS
Kg/lb

OUTPUT
RS232
USB (optional)

Description

PLATFORM

Compact design 6061 aluminum alloy
Capacity up to 800kg/each
IP67 alloy steel load cell - RS1473
IP65 aluminum load cell - RS1472
With handle for easy movement
Optional oxidation process

XM4 INDICATOR

Special edition for race cars
Weight/percentage of each wheel
Weight/percentage of each axle
Weight/percentage of cross axle
Target weight calculation of each wheel
--- For getting 50:50 driving experience
Kg/lb unit
ABS suitcase
RS232 interface
RS1473 with printer
Weighing records retrieve

Pictures



RS1472 without printer



RS1473 with printer

* one set consists of 4 weigh pads and 1 XM4 indicator

printing receipt sample

17/06/2015	14:21:32
No. 38	
Total = 3034kg	
Actual Weight	
LRF = 750kg	24.88%
RF = 750kg	24.01%
LR = 750kg	24.90%
RR = 750kg	25.24%
CR = 1517kg	49.98%
Target Weight	
LRF = 750kg	24.81%
RF = 751kg	25.08%
LR = 750kg	24.91%
RR = 754kg	25.19%
CR = 1517kg	50.00%

Models

Part No.	410096	410097
Models	RS1472	RS1473
Capacity/pair	2400kg	3200kg
Division	1kg	1kg
Weight(set)*	58kg	58kg

